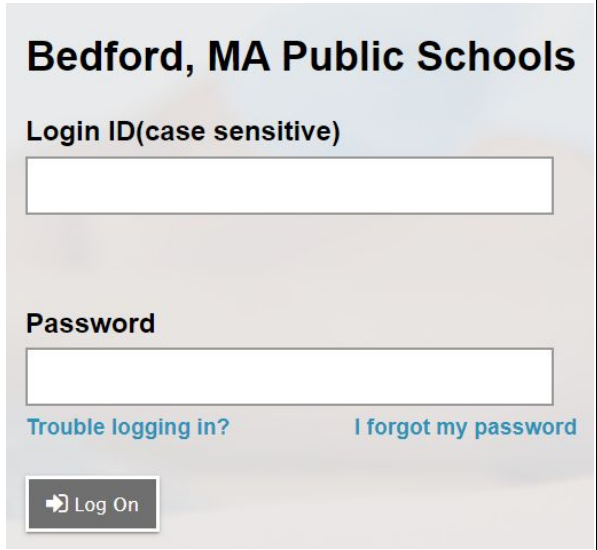
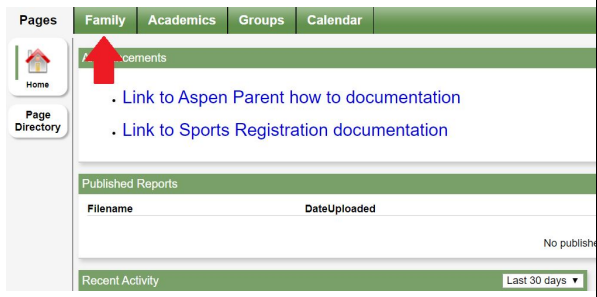
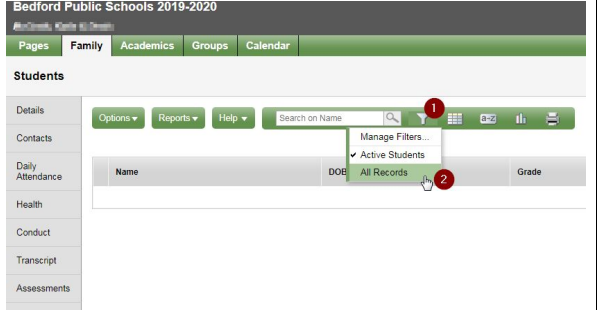
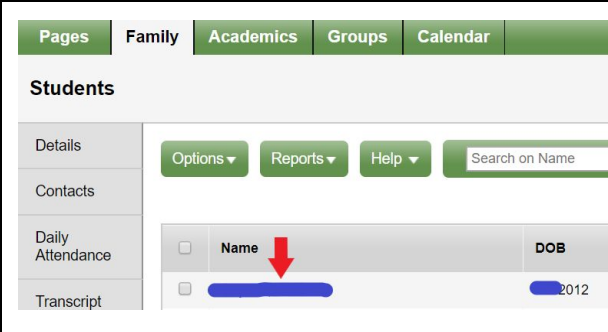


## Look Up Student Email, Username and Password in Aspen

<b>Step 1</b>	Navigate to <b>Aspen</b> in your browser.	<a href="https://x2.bedford.k12.ma.us/x2sis">x2.bedford.k12.ma.us/x2sis</a>
<b>Step 2</b>	<p><b>Log in</b> using your parent login ID and password.</p> <p><i>If you cannot locate your parent login ID and password, please contact</i>  <a href="mailto:tech_support@bedfordps.org">tech_support@bedfordps.org</a>.</p>	
<b>Step 3</b>	Click on the <b>Family</b> tab.	
<b>Step 4</b>	<p>To see newly registered students</p> <p>Click on Filter funnel Then Click all records</p>	

<b>Step 5</b>	Click on the <b>name</b> of the student you wish to view (families with multiple students will see all their children in the list).	
<b>Step 6</b>	At the bottom right of the Details table, you will find the student's <b>Email, AD Username and AD Initial Password</b> .	